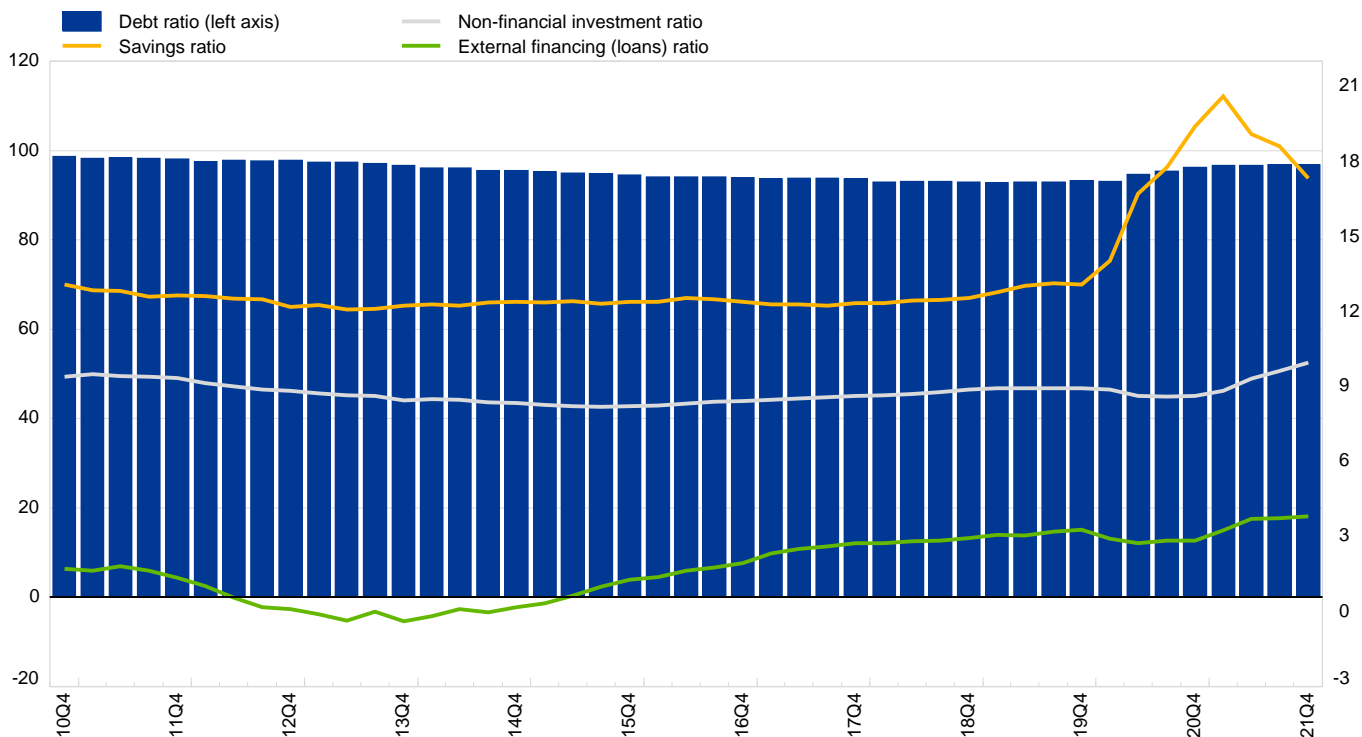


7.1 Household saving, non-financial investment, external financing and debt

(Transactions over four quarters as percentage of disposable income, except for debt ratio: outstanding debt over disposable income¹)

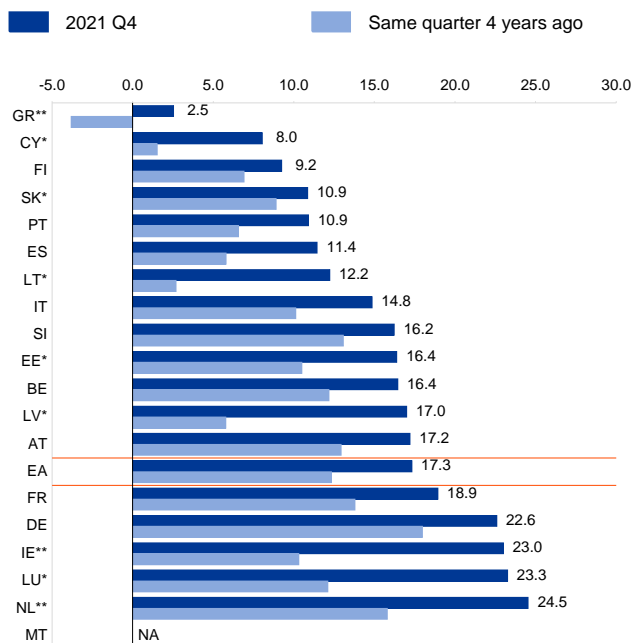


Sources: Eurostat and ECB calculations.

1) Disposable income adjusted for the change in the pension entitlements

7.2 Savings ratio

(saving over four quarters as percentage of disposable income¹)



Sources: Eurostat and ECB calculations.

Note: EA = euro area.

* = annual data up to 2020.

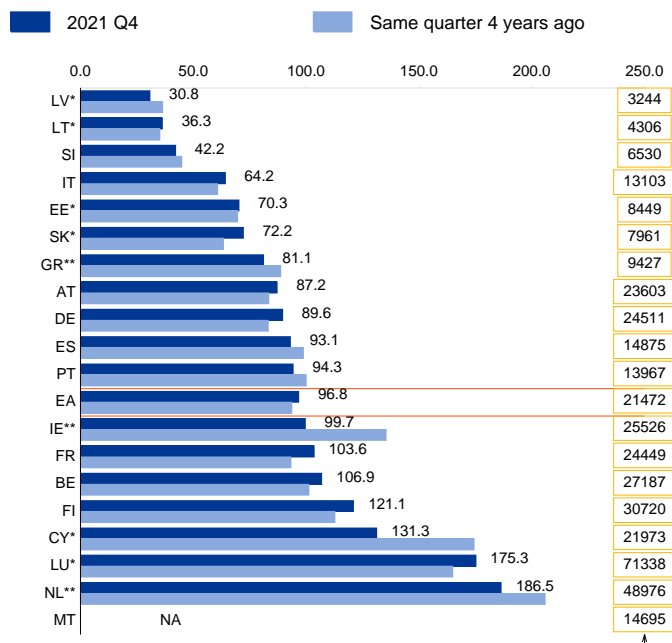
** = quarterly data up to 2021 Q3.

NA = not available.

1) Disposable income adjusted for the change in the pension entitlements

7.3 Debt ratio

(outstanding debt over disposable income¹ and outstanding debt per capita)



Sources: Eurostat and ECB calculations.

Note: EA = euro area.

* = annual data up to 2020.

** = quarterly data up to 2021 Q3.

NA = not available.

1) Disposable income adjusted for the change in the pension entitlements

Total