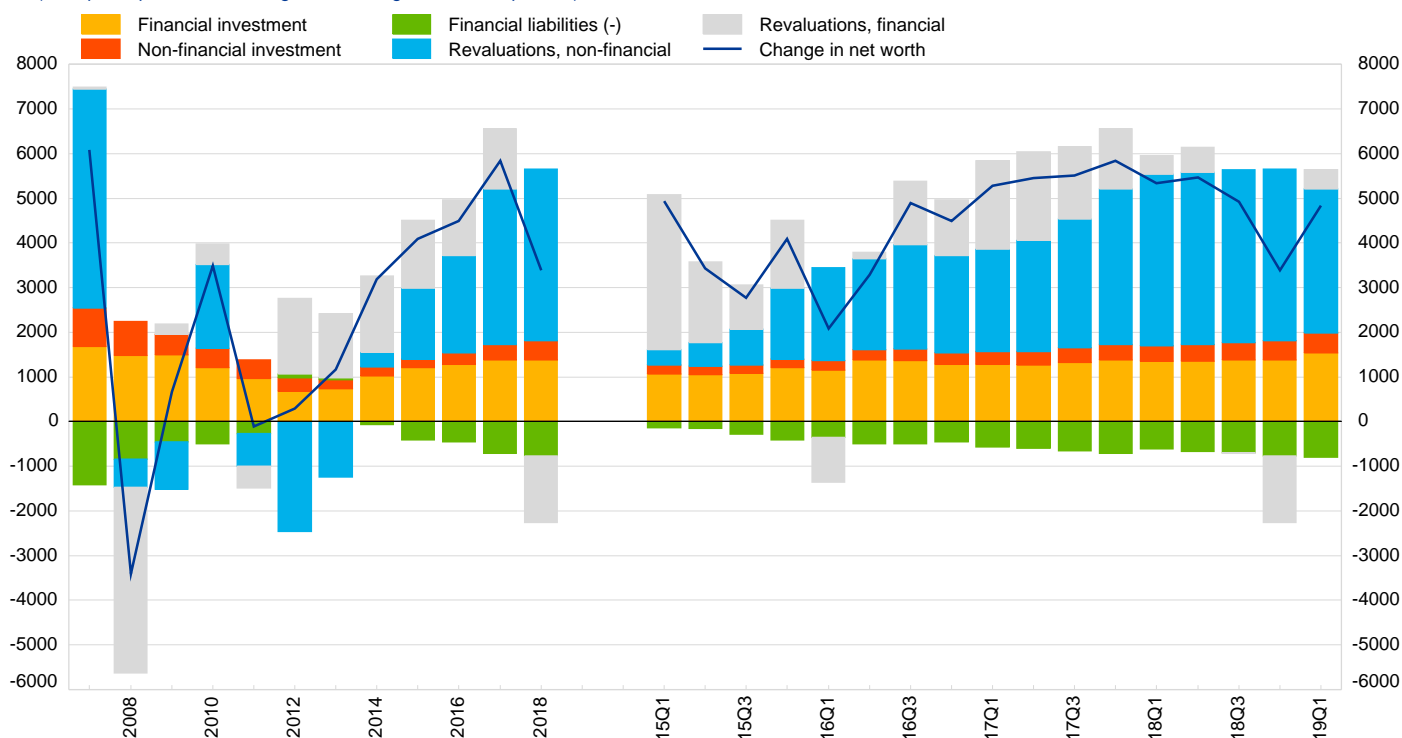


## 8.1 Changes to household net worth

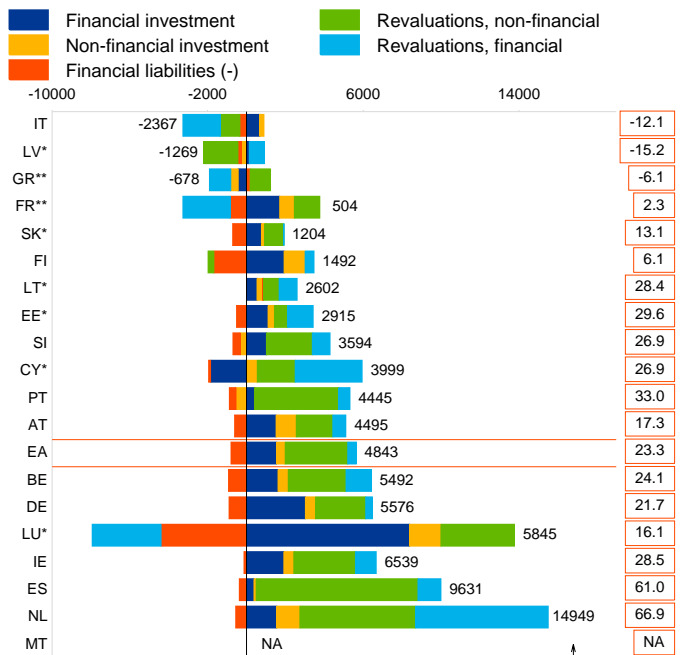
(EUR per capita, annual changes and changes over four quarters)



Sources: ECB, ECB estimates and Eurostat.

## 8.2 Household net worth

(EUR per capita, change over four quarters to 2019 Q1)



Sources: ECB, ECB estimates and Eurostat.

Note: EA = euro area.

GDI = Gross disposable income.

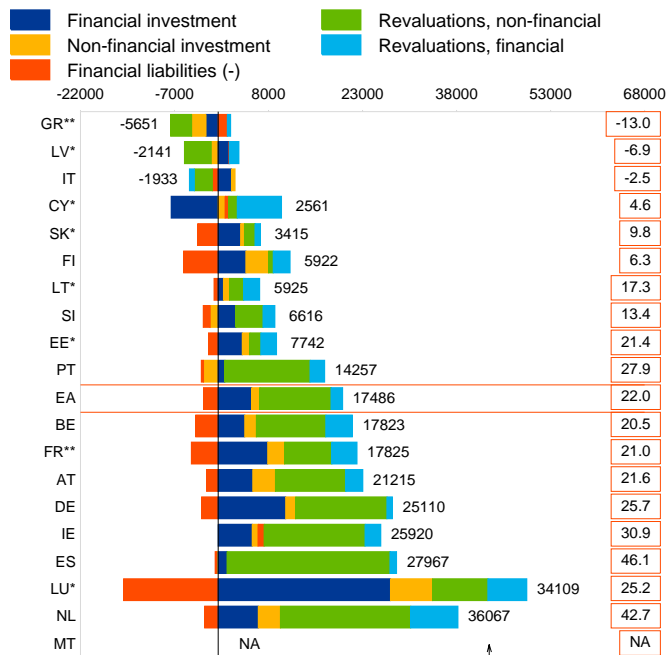
\* = annual data up to 2017.

\*\* = quarterly data up to 2018Q4.

Revaluations of financial and non-financial investment also include other volume changes. (e.g. write-offs).

## 8.3 Household net worth

(EUR per capita, cumulated change over four years up to 2019 Q1)



Sources: ECB, ECB estimates and Eurostat.

Note: EA = euro area.

GDI = Gross disposable income.

\* = annual data up to 2017.

\*\* = quarterly data up to 2018Q4.

Revaluations of financial and non-financial investment also include other volume changes. (e.g. write-offs).